

## jueves, el primero de junio / Thursday, June 1

1. Each day while I am gone, you will receive a packet of work to complete.
2. You should read all of the directions for each activity in every packet. Please follow all of the directions/steps in chronological order!
3. Anything you do not finish in class should be finished that night for homework!
4. Hold on to all of your work/packets, and I will check it when I get back. If you are afraid that you will lose your work, feel free to put it in the class bin when you are finished.
5. We will have a quiz on all of this material on Monday, June 5, 2017 so make sure you study the vocabulary, the conjugations of the verb "ir", and all of the question-asking words over the weekend!

7<sup>th</sup> Grade  
(B & F)

Nombre:

Fecha:

Clase:

jueves, el primero de junio / Thursday, June 1

**Step 1:** Read about Asking Questions on page 184 in your book.

**Step 2:** Complete Asking Questions Notes worksheet page 127/128/129.

(Worksheet page 127/128/129 is attached to the back of this packet, before the Organizer Worksheet)

**Step 3:** Do activity 15 on page 184 in your book. There are two steps to this activity. First, you need to unscramble the words in order to write a question in the correct order. Please do so in the space below:

1. \_\_\_\_\_

2. \_\_\_\_\_

3. \_\_\_\_\_

4. \_\_\_\_\_

5. \_\_\_\_\_

6. \_\_\_\_\_

**Step 4:** Now, answer the questions you just unscrambled above in complete sentences en español.

1. \_\_\_\_\_

2. \_\_\_\_\_

3. \_\_\_\_\_

4. \_\_\_\_\_

5. \_\_\_\_\_

6. \_\_\_\_\_



### Asking questions (p. 184)

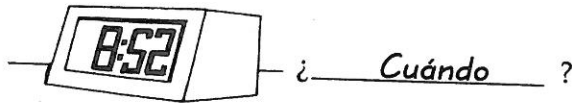
- Interrogatives are words that you use to ask questions. Here are some Spanish interrogatives.

Categories	Interrogatives		
	People	¿Quién?	¿Con quién?
Location	¿Dónde?	¿Adónde?	¿De dónde?
Things or actions	¿Qué?	¿Cuál?	¿Cuántos? / ¿Cuántas?
Reason	¿Por qué?		
Time	¿Cuándo?		
Description (how)	¿Cómo?		

- You can change a statement into a question by raising your voice at the end:  
 ¿Margarita va a la biblioteca? In this case, you do not use an interrogative.
- These kinds of questions expect the answer will be yes or no. You can add ¿verdad? (right?) to the end to emphasize this: Margarita va a la biblioteca, ¿verdad?

A. Each drawing or group of drawings represents a question category in the chart above. Write the interrogatives that go with each group. Follow the model.

**Modelo**



1.

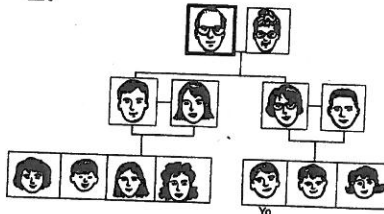


\_\_\_\_\_

\_\_\_\_\_

\_\_\_\_\_


2.



\_\_\_\_\_

\_\_\_\_\_

3.



\_\_\_\_\_

\_\_\_\_\_

\_\_\_\_\_

### Asking questions (*continued*)

- In Spanish questions with interrogatives, the verb comes before the subject:  
¿Adónde va Margarita?

B. Look at the following groups of exchanges. Write in the correct interrogative to complete each exchange. Use the interrogatives listed for each group.

#### Location: ¿Dónde? ¿Adónde?

1. —¿\_\_\_\_\_ van Natalia y Roberto?  
—Van a la biblioteca para estudiar.
2. —¿\_\_\_\_\_ levantas pesas?  
— Levanto pesas en el gimnasio.




#### People: ¿Quién? ¿Con quién?

3. —¿\_\_\_\_\_ hablas mucho por teléfono?  
—Hablo mucho con mi amiga Tina. Ella es muy divertida.
4. —¿\_\_\_\_\_ es su profesor de español?  
— Es la señora Oliveros. Es muy inteligente.



#### Things: ¿Qué? ¿Cuántos?

5. —¿\_\_\_\_\_ libros hay en la biblioteca?  
—¡Hay muchos!
6. —¿\_\_\_\_\_ comes para el desayuno?  
—Como pan tostado y tocino.



#### Reason and Description: ¿Por qué? ¿Cómo?

7. —¿\_\_\_\_\_ estudias tanto?  
— Soy muy trabajadora y me gusta leer.
8. —¿\_\_\_\_\_ es la clase de matemáticas?  
— Es interesante, pero difícil.



**Asking questions (continued)**

C. Look at each group of phrases. Put them in order to form a question by numbering each group 1, 2, or 3. Then write them in order on the write-on line below. Follow the model. You can also look at the questions in part B for examples.

**Modelo** Paulina / adónde / va  
3            1            2

¿ Adónde va Paulina ?

1. es / el profesor de español / quién

\_\_\_\_\_

2. sillas / hay / cuántas

\_\_\_\_\_

3. Luisa / adónde / va

\_\_\_\_\_

4. cómo / ella / es

\_\_\_\_\_

5. corren / dónde / ellos

\_\_\_\_\_

6. con quién / habla / Margarita

\_\_\_\_\_



## Organizer

### I. Vocabulary

Some of my favorite places

---

---

---

---

---

---

---

---

Words to talk about other places

---

---

---

---

---

---

---

---

Interrogative words

---

---

---

---

---

---

---

---

Phrases related to leisure activities

---

---

---

---

### II. Grammar

1. The forms of the verb *ir* are: \_\_\_\_\_  
\_\_\_\_\_  
\_\_\_\_\_

2. A. In order to get information in English, we use the words *who*, *what*, *where*, *when*, *why*, and *how*. In Spanish these words are: \_\_\_\_\_, \_\_\_\_\_, \_\_\_\_\_, \_\_\_\_\_ y \_\_\_\_\_.

B. When asking a question in Spanish, the verb comes \_\_\_\_\_ the subject.

